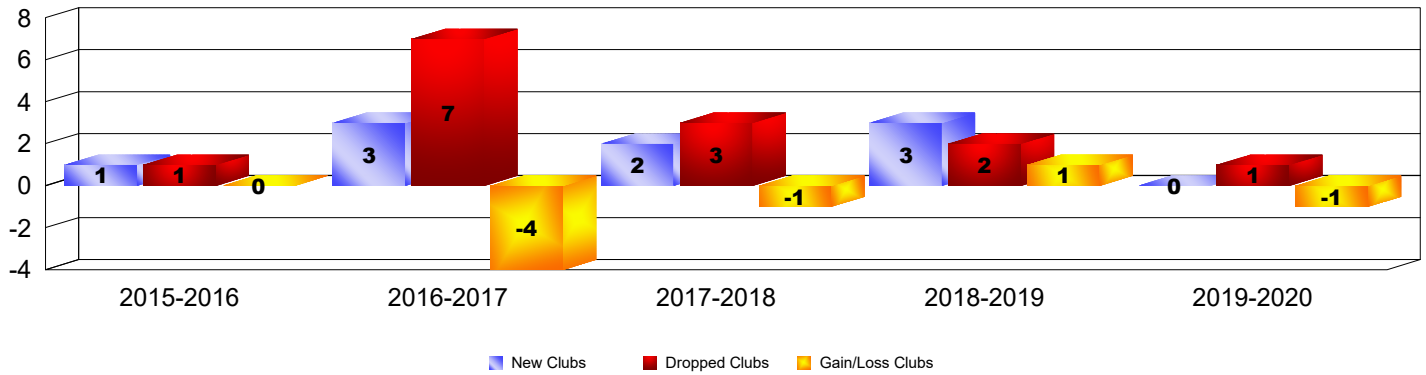


# Multiple District 112

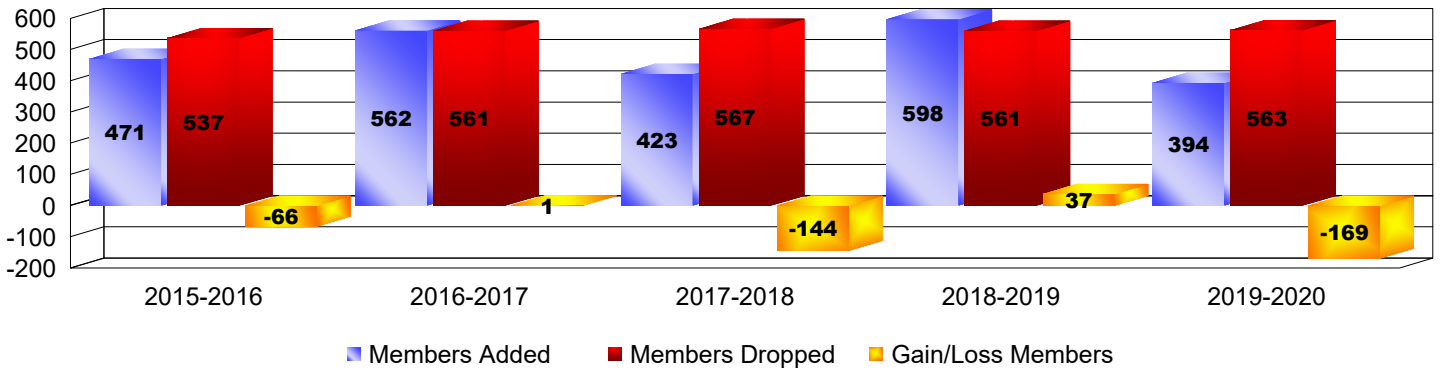
As of June 2020 Cumulative

Year	New Clubs	Dropped Clubs	Gain/Loss Clubs	New Members	Charter Members	Reinstate Members	Transfer Members	Total Member Added	Total Members Dropped	Gain/Loss Members
2015-2016	1	1	0	396	24	16	35	471	537	-66
2016-2017	3	7	-4	407	83	14	58	562	561	1
2017-2018	2	3	-1	303	59	10	51	423	567	-144
2018-2019	3	2	1	449	83	20	46	598	561	37
2019-2020	0	1	-1	319	8	14	53	394	563	-169
<b>Average</b>	<b>2</b>	<b>3</b>	<b>-1</b>	<b>375</b>	<b>51</b>	<b>15</b>	<b>49</b>	<b>490</b>	<b>558</b>	<b>-68</b>


## Clubs



## Members



## Membership Composition June 2020 Cumulative



## Gender Comparison June 2020 Cumulative

